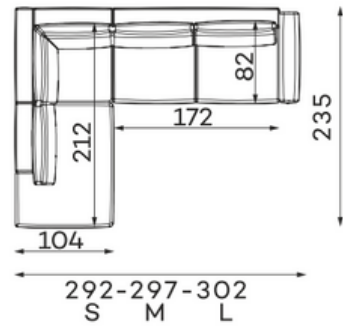




Corner sofas

Available in a left-hand or right-hand configuration. The sets below are left-hand facing.

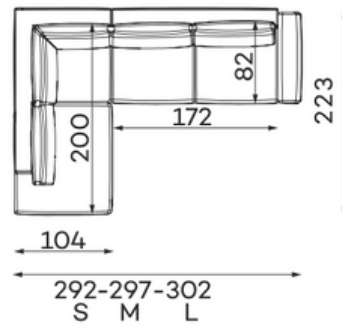
MOON SET 1



SLEEPER SIZE
252 x 132 cm

Side S: 292 x 235 cm
Side M: 297 x 235 cm
Side L: 302 x 235 cm

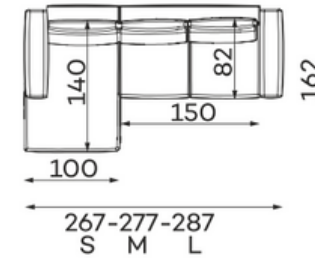
MOON SET 2



SLEEPER SIZE
252 x 132 cm

Side S: 292 x 223 cm
Side M: 297 x 223 cm
Side L: 302 x 223 cm

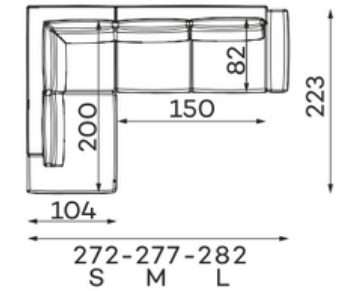
MOON SET 3



SLEEPER SIZE
225 x 132 cm

Side S: 267 x 162 cm
Side M: 277 x 162 cm
Side L: 287 x 162 cm

MOON SET 4

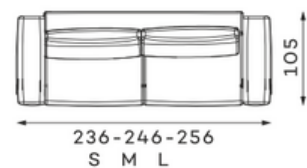


SLEEPER SIZE
232 x 132 cm

Side S: 272 x 223 cm
Side M: 277 x 223 cm
Side L: 282 x 223 cm

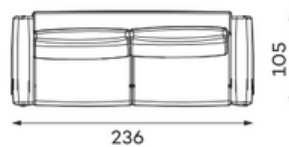
Sofas

3-SEATER SOFA

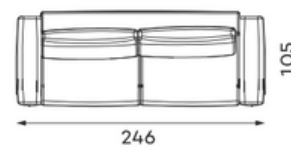


SLEEPER SIZE
198 x 148 cm

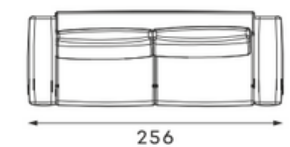
Side S



Side M

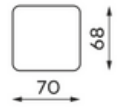
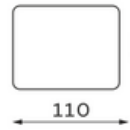


Side L



Modular units

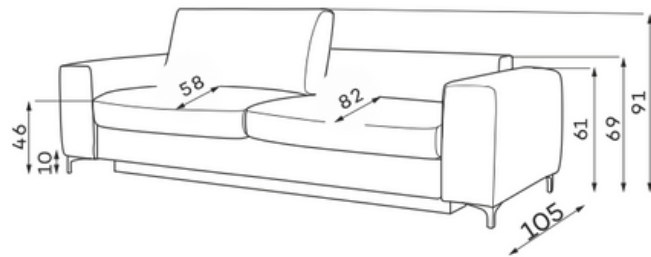
LARGE POUFFE SMALL POUFFE



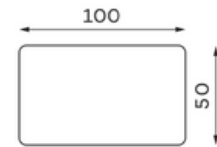
Pouffe height: 46

All dimensions of upholstered furniture are given with a tolerance of +/- 4 cm.

Other dimensions



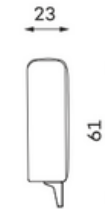
CUSHION



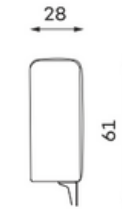
Side S



Side M



Side L



When choosing a sofa or corner, you can choose the side widths S, M, L.

Leg colors available

CHROME



BLACK



BRASS



What makes the Moon sofa stand out?



They make the seat more flexible and provide excellent underlying support for a highly flexible foam layer.



The highly-flexible foam improves the durability and elasticity of the seat, preventing deformations.



The ergonomic and comfortable design of the backrest and seat perfectly fits the curve of the human body.



The series comes with several colours of legs. Choose your own colour. Do you want to buy the same legs for a chest of drawers? Of course, you can!



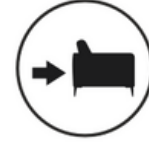
Bedding container



Bonnell Spring



You can choose the fabric from dedicated series, including easy-to-clean fabrics.



The upholstered back allows you to put it in the middle of the living room.



Sleeping function